

SIDEWALKS

OBJECTIVE

Support ease of pedestrian movement and enrich the quality of the public realm by providing appropriate connections and street furnishings in the public right of way.



SIDEWALKS GOALS



1

Delineate the pedestrian corridor.

2

Provide for pedestrian safety and comfort.

3

Encourage pedestrian travel.

4

Create active environments by supporting a variety of pedestrian activities.



5

Create, preserve, and enhance neighborhood identity and "placemaking."



6

Comply with governmental regulations for all improvements in the public right of way.

SIDEWALKS IMPLEMENTATION STRATEGY CHECKLIST



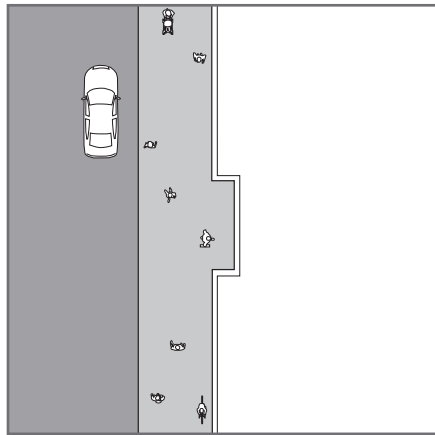
		Commercial	Industrial	Public Spaces	Open Spaces	Residential
1	Create a continuous and predominantly straight sidewalk and open space.	<input type="checkbox"/>	<input type="checkbox"/>	<input type="checkbox"/>	<input type="checkbox"/>	<input type="checkbox"/>
2	Create a buffer between pedestrians and moving vehicles by the use of landscape and street furniture (benches, newspaper racks, pedestrian information kiosks, bicycle racks, bus shelters, and pedestrian lighting).	<input type="checkbox"/>	<input type="checkbox"/>	<input type="checkbox"/>	<input type="checkbox"/>	<input type="checkbox"/>
3	Provide adequate sidewalk width that accommodates pedestrian flow and activity yet is not wider than necessary.	<input type="checkbox"/>	<input type="checkbox"/>	<input type="checkbox"/>	<input type="checkbox"/>	<input type="checkbox"/>
4	Utilize street furnishings to create a consistent rhythm (i.e., consistent height of light poles or consistent shade pattern of trees).	<input type="checkbox"/>	<input type="checkbox"/>	<input type="checkbox"/>	<input type="checkbox"/>	<input type="checkbox"/>
5	Incorporate closely planted shade-producing street trees. They may be interspersed with existing or proposed palms.	<input type="checkbox"/>	<input type="checkbox"/>	<input type="checkbox"/>	<input type="checkbox"/>	<input type="checkbox"/>
6	Plant parkways with ground cover, low-growing vegetation or permeable materials that accommodate both pedestrian movement and car doors.	<input type="checkbox"/>	<input type="checkbox"/>	<input type="checkbox"/>	<input type="checkbox"/>	<input type="checkbox"/>

SIDEWALKS

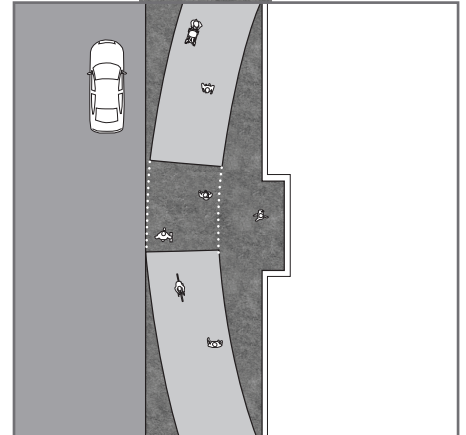
- 1** Create a continuous and predominantly straight sidewalk and open space.



Recommended



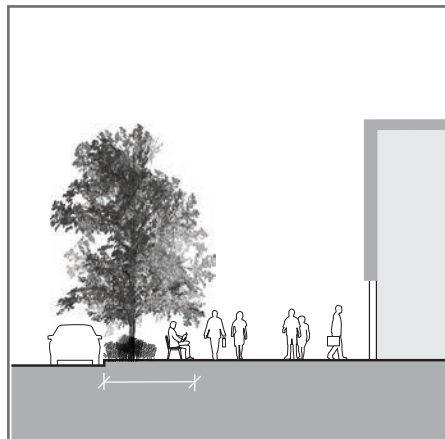
Not Recommended



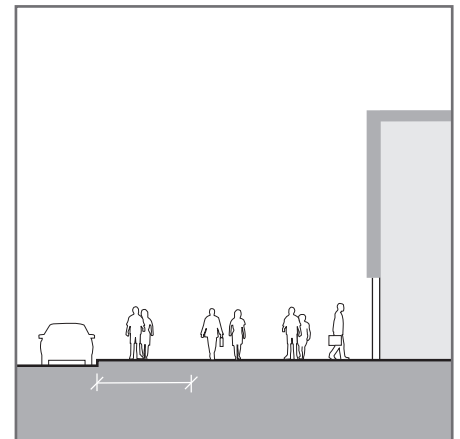
- 2** Create a buffer between pedestrians and moving vehicles by the use of landscape and street furniture (benches, newspaper racks, pedestrian information kiosks, bicycle



Recommended



Not Recommended

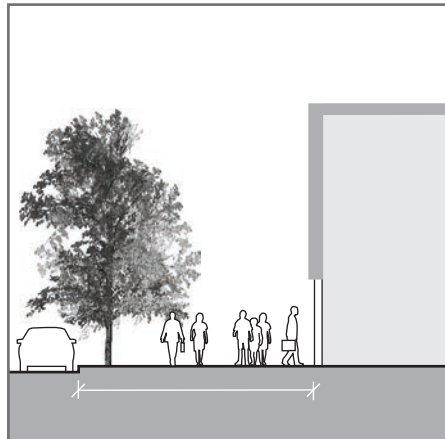


SIDEWALKS

- 3** Provide adequate sidewalk width that accommodates pedestrian flow and activity yet is not wider than necessary.



Recommended



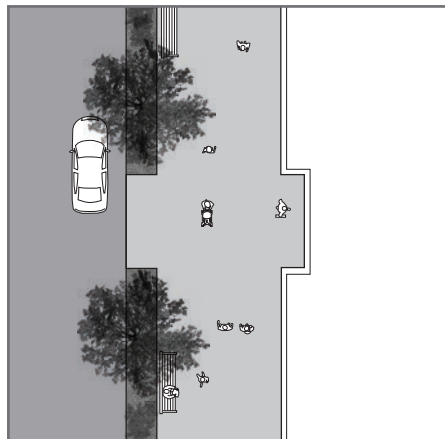
Not Recommended



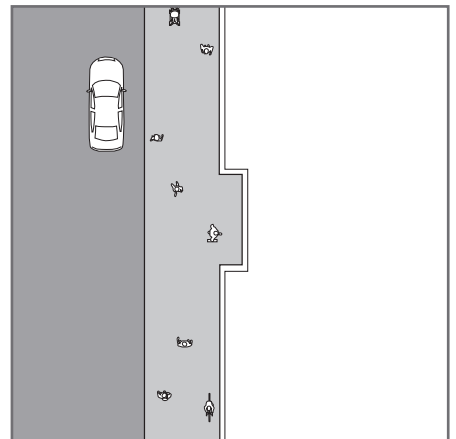
- 4** Utilize street furnishings to create a consistent rhythm (i.e., consistent height of light poles or consistent shade pattern of trees).



Recommended



Not Recommended

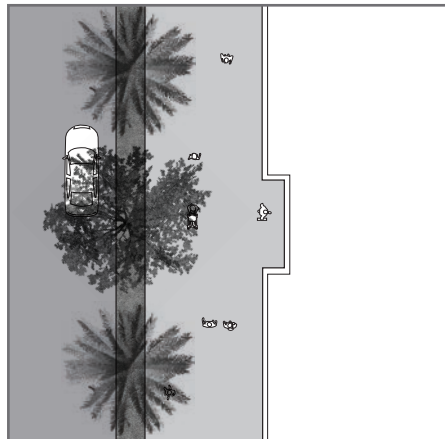


SIDEWALKS

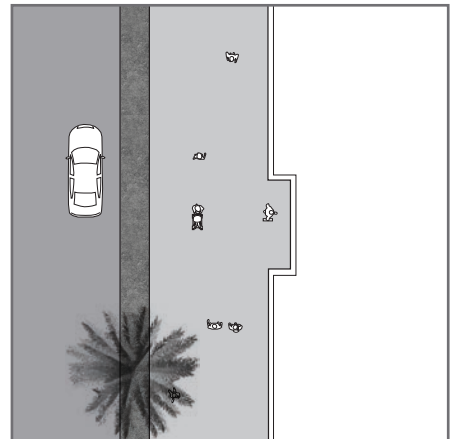
- 5** Incorporate closely planted shade-producing street trees. They may be interspersed with existing or proposed palms.



Recommended



Not Recommended



- 6** Plant parkways with ground cover, low-growing vegetation or permeable materials that accommodate both pedestrian movement and car doors.

